

Scaled data based on original data using
LM-79-08 Approved Method: Electrical and Photometric Measurements of Solid-
State Lighting Products

Test Report Prepared for
Cooper Lighting Solutions
(formerly Eaton)

Brand: INVUE

Report Number: P401336

Luminaire Tested: **ENT-SA1C-740-U-T4FT**

Issue Date: 5/20/2020

Test Information

Test Method: LM-79-08
Report Number: P401336
TEST IS SCALED FROM IESNA LM-79-08 TEST DATA (G1-2004-754-15)
Test Lab: INNOVATION CENTER
Issue Date: 5/20/2020
Manufacturer: COOPER LIGHTING SOLUTIONS (FORMERLY EATON)
Product Line: INVUE
Catalog Number: ENT-SA1C-740-U-T4FT
Description: ENTRI LED LUMINAIRE
(1) 70 CRI, 4000K, 615mA LIGHTSQUARE WITH 16 LEDS AND TYPE IV FORWARD
THROW OPTICS
Light Source: -
Ballast/Driver: ELECTRONIC DRIVER

Summary

Lumens per Lamp: N/A
Luminaire Lumens: 4319 lumens
Efficiency: N/A
Efficacy: 129.7 lumens/watt
Luminous Opening: Rectangular (W 0.5' x L: 0.5' x H: 0')
IES Classification: Type IV - Short - Non-Cutoff
BUG Rating: B1 - U0 - G1

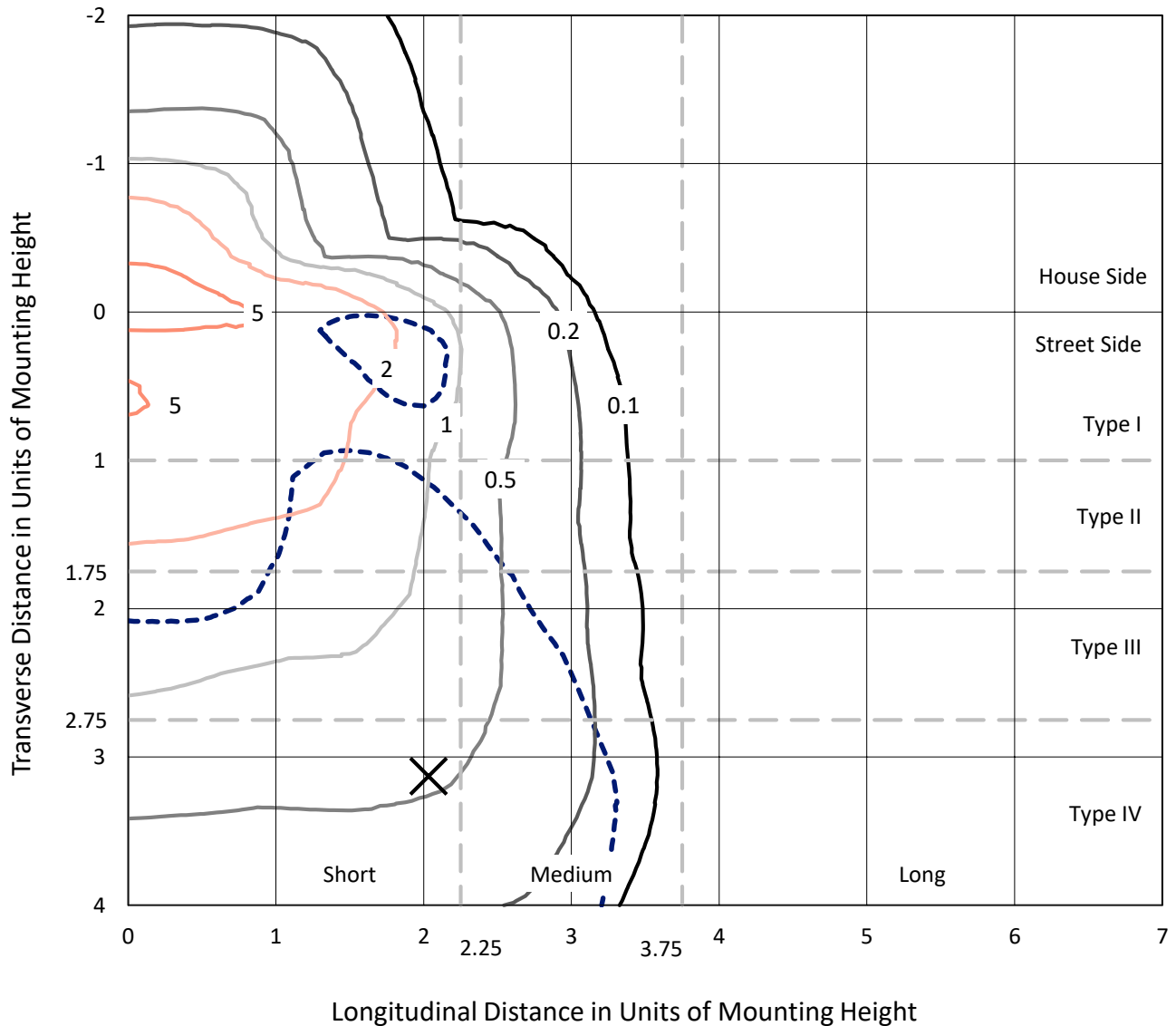
Input Watts (W): 33.3
Input Voltage (V): NR
Input Current (Ain): NR
Voltage Rise (V): NR
Power Factor: NR
Total Harmonic Distortion (THDi): NR
Frequency (hertz): 60
Stabilization Time: NR
Operation Time: NR
Ambient Temperature (°C): NR
Test Distance: 25 FT



REPORT NUMBER: P401336
 CATALOG NUMBER: ENT-SA1C-740-U-T4FT

Iso-Footcandle Lines of Horizontal Illumination

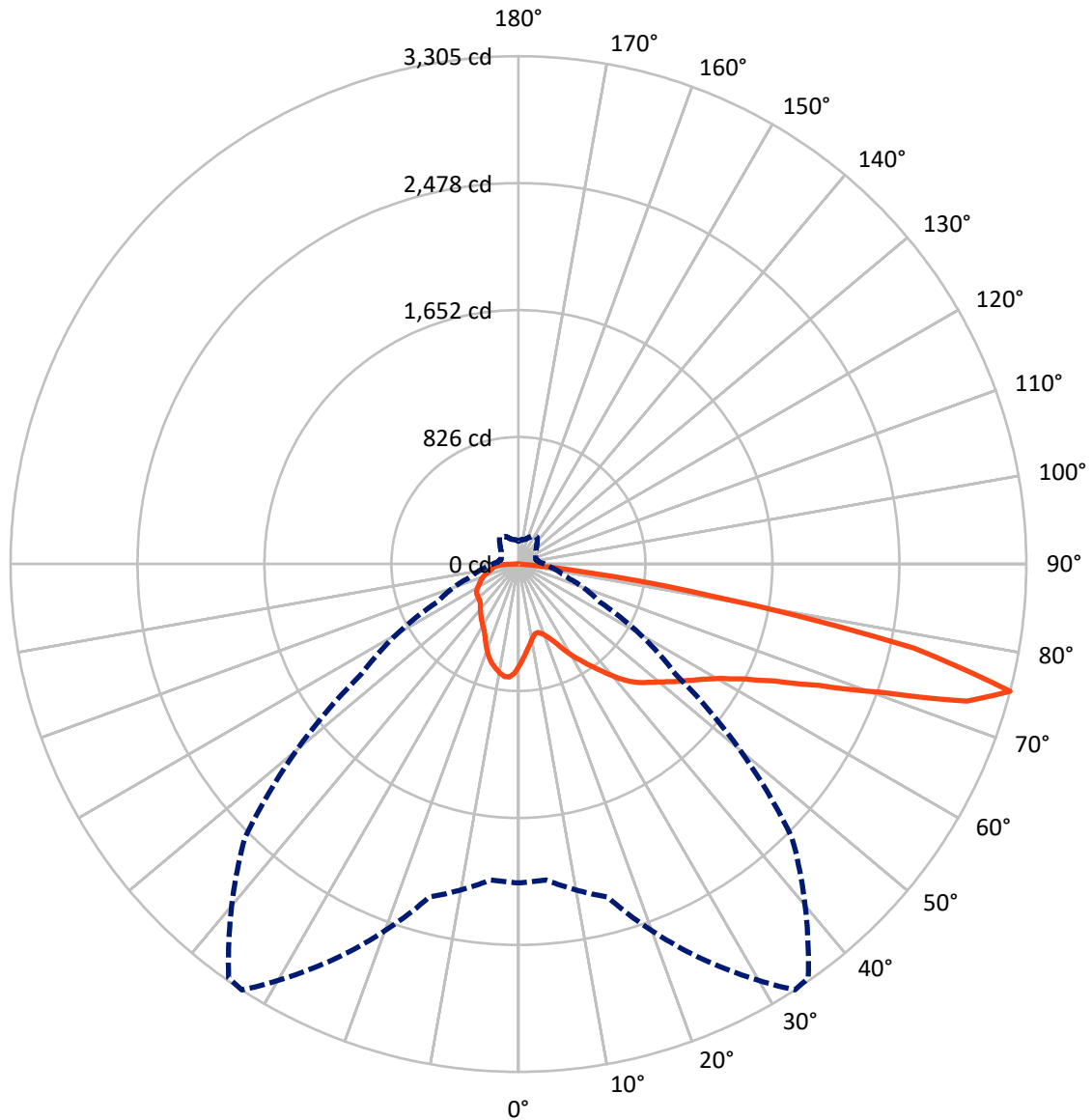
× Max cd
 - - - 1/2 Max cd



Based on 10 foot mounting height. Maximum calculated value = 7.1 fc
 Type IV - Short - Non-Cutoff

REPORT NUMBER: P401336
CATALOG NUMBER: ENT-SA1C-740-U-T4FT

Luminous Intensity Polar Plot



— Vertical Plane Through 33-Deg Lateral - - - Horizontal Cone Through 75-Deg Vertical

REPORT NUMBER: P401336

CATALOG NUMBER: ENT-SA1C-740-U-T4FT

FLUX DISTRIBUTION:

		Downward	Upward	Total
House Side	Lumens	1049.2	0.0	1049.2
	% Fixture	24.3	0.0	24.3
Street Side	Lumens	3269.8	0.0	3269.8
	% Fixture	75.7	0.0	75.7
Total	Lumens	4319.0	0.0	4319.0
	% Fixture	100.0	0.0	100.0

Coefficient of Utilization

ZONAL LUMENS:

Zone	Lumens	% Fixture
0°-10°	61.8	1.4
10°-20°	173.9	4.0
20°-30°	289.1	6.7
30°-40°	431.3	10.0
40°-50°	602.6	14.0
50°-60°	804.3	18.6
60°-70°	997.3	23.1
70°-80°	862.3	20.0
80°-90°	96.4	2.2
90°-100°	0.0	0.0
100°-110°	0.0	0.0
110°-120°	0.0	0.0
120°-130°	0.0	0.0
130°-140°	0.0	0.0
140°-150°	0.0	0.0
150°-160°	0.0	0.0
160°-170°	0.0	0.0
170°-180°	0.0	0.0
0°-90°	4319.0	100.0
0°-180°	4319.0	100.0



REPORT NUMBER: P401336

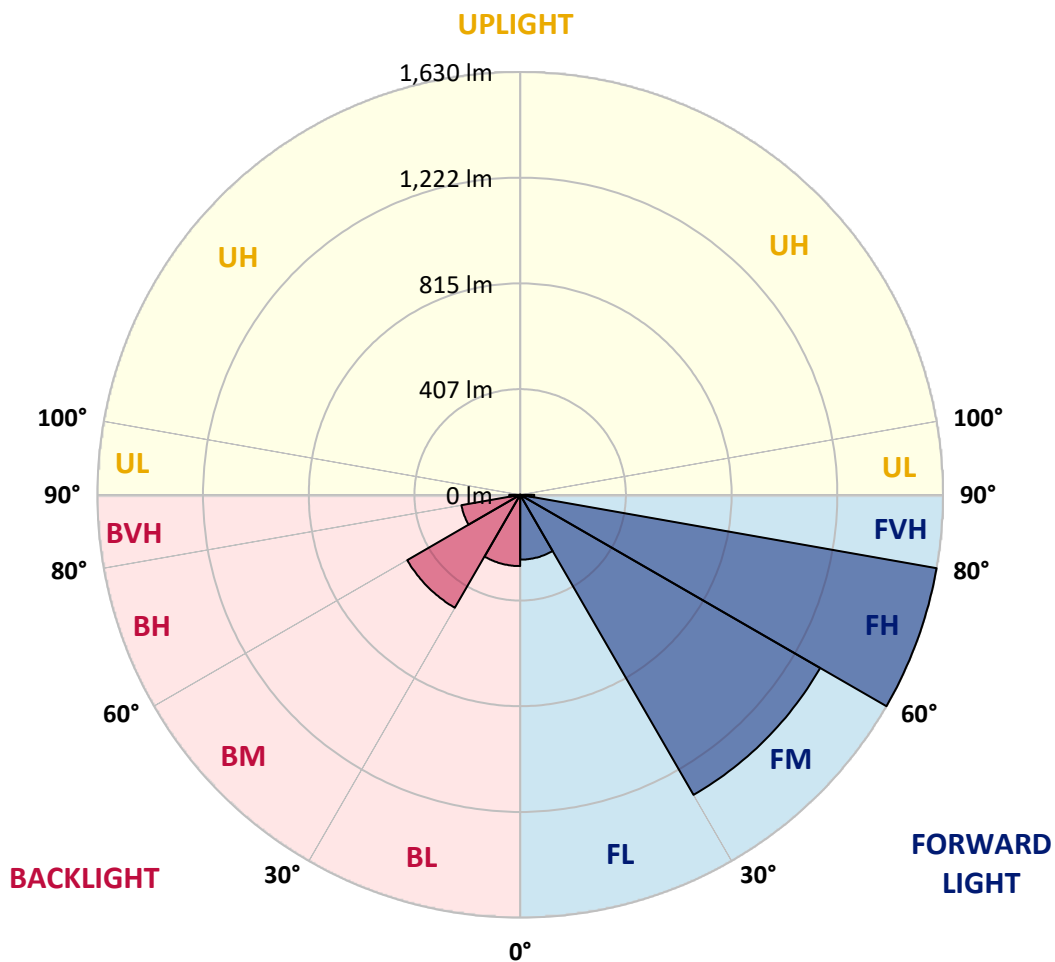
CATALOG NUMBER: ENT-SA1C-740-U-T4FT

LUMINAIRE CLASSIFICATION SYSTEM LUMEN TABLE AND BUG RATING:

Zone		Lumens	% Fixture	Zone Rating/Lumen Limit		
				B	U	G
FL	(0°-30°)	250.1	5.8			
FM	(30°-60°)	1335.5	30.9			
FH	(60°-80°)	1629.8	37.7			G1/1800
FVH	(80°-90°)	54.5	1.3			G1/100
BL	(0°-30°)	274.8	6.4	B1/500		
BM	(30°-60°)	502.8	11.6	B1/1000		
BH	(60°-80°)	229.7	5.3	B1/500		G1/500
BVH	(80°-90°)	41.9	1.0			G1/100
UL	(90°-100°)	0.0	0.0		U0/0	
UH	(100°-180°)	0.0	0.0		U0/0	

BUG Rating: B1-U0-G1

Type IV Short





REPORT NUMBER: P401336

CATALOG NUMBER: ENT-SA1C-740-U-T4FT

CANDELA DISTRIBUTION (FULL):

	0°	5°	15°	25°	33°	35°	45°	55°	65°	75°	85°
0°	661.8	661.8	661.8	661.8	661.8	661.8	661.8	661.8	661.8	661.8	661.8
2.5°	600.2	601.5	605.4	609.9	612.4	612.4	619.5	627.8	638.1	647.1	656.7
5°	550.2	552.1	555.3	561.1	568.2	569.5	583.6	598.3	616.9	636.8	656.0
7.5°	500.8	504.7	511.1	518.8	529.7	532.3	552.1	572.0	597.7	627.8	659.2
10°	463.0	465.6	468.8	479.7	493.1	497.6	523.9	548.9	584.2	621.4	663.1
12.5°	452.7	452.7	452.7	457.9	468.8	472.6	500.2	532.3	572.0	616.9	668.9
15°	467.5	466.9	459.8	455.9	462.4	465.6	489.3	520.7	565.6	618.2	679.8
17.5°	500.8	498.9	482.2	469.4	473.9	475.8	491.2	518.2	563.7	623.3	695.8
20°	544.4	540.0	514.3	495.1	494.4	495.7	507.3	525.8	566.9	632.3	713.1
22.5°	602.2	599.6	561.8	532.3	527.1	527.1	532.3	543.8	575.2	642.6	736.8
25°	676.5	669.5	624.0	584.2	572.7	569.5	568.8	568.8	590.0	658.0	766.3
27.5°	752.9	744.5	698.4	644.5	629.1	623.3	613.1	605.4	609.2	674.6	801.6
30°	821.5	809.9	770.8	715.0	691.9	683.0	664.4	648.3	638.1	697.7	848.4
32.5°	859.3	854.8	827.9	777.2	750.9	747.1	716.3	695.1	677.2	727.9	911.3
35°	910.0	904.2	886.9	845.2	813.8	804.2	781.1	756.1	727.2	768.3	990.8
37.5°	956.8	953.6	947.2	918.3	885.0	875.3	854.2	827.9	788.8	827.9	1079.9
40°	1004.2	1000.4	997.8	987.6	963.8	957.4	947.2	916.4	863.8	893.3	1167.8
42.5°	1073.5	1065.2	1038.2	1037.6	1039.5	1044.6	1045.3	1011.3	945.9	974.7	1244.7
45°	1163.9	1140.8	1080.6	1078.6	1101.1	1114.5	1147.2	1118.4	1031.2	1058.1	1330.7
47.5°	1210.1	1186.4	1124.2	1120.3	1149.8	1169.7	1250.5	1222.3	1119.7	1151.7	1419.8
50°	1232.5	1217.1	1162.6	1174.8	1205.0	1224.2	1348.6	1326.2	1211.4	1253.1	1532.0
52.5°	1264.0	1238.3	1199.8	1225.5	1270.4	1290.3	1436.5	1432.6	1289.0	1363.4	1655.1
55°	1253.1	1239.6	1246.6	1281.3	1337.7	1367.2	1525.0	1525.0	1367.8	1481.4	1777.0
57.5°	1262.0	1253.1	1311.4	1342.2	1413.4	1455.7	1631.4	1603.2	1434.5	1580.1	1859.1
60°	1338.3	1312.7	1358.2	1419.2	1510.9	1551.9	1753.3	1685.3	1489.1	1665.4	1873.8
62.5°	1473.0	1452.5	1457.0	1526.9	1645.5	1693.0	1873.8	1757.7	1525.6	1701.3	1818.7
65°	1696.2	1686.6	1631.4	1673.7	1837.3	1880.2	2024.5	1820.6	1515.3	1674.4	1673.1
67.5°	1996.3	1957.8	1883.4	1921.3	2109.8	2153.4	2206.0	1844.3	1448.6	1513.4	1344.8
70°	2245.1	2213.1	2179.1	2278.5	2495.2	2518.9	2395.2	1821.9	1286.4	1184.4	901.6
72.5°	2403.5	2380.4	2411.9	2704.3	3051.2	3006.3	2581.8	1664.8	1003.6	725.3	450.8
75°	2074.5	2063.6	2243.2	2836.4	3304.5	3287.8	2517.0	1246.0	582.3	319.4	205.2
77.5°	1043.4	1162.0	1351.2	2012.3	2629.2	2632.5	1834.1	599.0	245.0	178.9	141.1
80°	293.7	297.6	450.8	829.8	1312.7	1398.6	693.9	203.3	139.8	133.4	105.2
82.5°	69.9	64.8	115.4	245.6	440.6	458.5	208.4	73.1	78.2	83.4	64.8
85°	0.6	0.6	0.6	0.6	0.6	1.3	7.7	7.7	18.6	23.7	18.6
87.5°	0.0	0.0	0.0	0.6	0.6	0.6	0.0	0.0	0.0	0.0	0.0
90°	0.0	0.0	0.0	0.0	0.0	0.0	0.0	0.0	0.0	0.0	0.0



REPORT NUMBER: P401336

CATALOG NUMBER: ENT-SA1C-740-U-T4FT

CANDELA DISTRIBUTION (continued):

	90°	95°	105°	115°	125°	135°	145°	155°	165°	175°	180°
0°	661.8	661.8	661.8	661.8	661.8	661.8	661.8	661.8	661.8	661.8	661.8
2.5°	661.2	667.6	677.8	686.8	694.5	700.3	709.3	710.5	713.1	714.4	715.7
5°	666.9	679.1	698.4	715.0	726.6	729.8	737.5	736.8	737.5	737.5	736.8
7.5°	674.6	691.3	718.2	736.8	743.2	741.3	739.4	732.3	726.6	724.0	720.8
10°	684.2	703.5	734.9	748.4	745.2	734.9	722.7	709.9	699.6	694.5	693.2
12.5°	693.9	718.9	748.4	752.2	739.4	720.8	700.3	686.2	672.7	665.6	665.6
15°	709.9	737.5	759.3	751.6	728.5	704.8	676.5	657.3	641.9	632.3	631.7
17.5°	729.1	758.6	770.8	748.4	715.0	681.7	647.7	622.7	602.8	593.2	587.4
20°	752.9	780.4	776.6	738.1	695.1	654.1	611.8	581.6	561.1	550.9	548.9
22.5°	779.8	802.9	778.5	721.4	668.2	615.6	569.5	539.3	525.8	518.2	518.8
25°	812.5	830.5	779.2	701.6	629.7	565.0	524.6	510.5	508.5	505.3	506.6
27.5°	853.5	859.3	776.6	674.6	580.4	511.7	488.0	493.8	498.9	497.0	498.3
30°	902.3	893.9	770.8	635.5	519.4	463.0	464.3	477.1	484.2	482.2	482.9
32.5°	959.4	928.6	759.9	588.1	461.7	433.5	443.8	456.6	463.6	463.6	464.3
35°	1023.5	970.3	738.8	526.5	421.3	415.5	424.5	434.8	439.3	436.7	438.6
37.5°	1090.8	1006.2	704.8	457.9	391.2	401.4	406.6	409.1	408.5	404.6	402.7
40°	1153.7	1034.4	643.8	389.9	366.2	386.7	389.3	382.2	373.9	366.8	362.3
42.5°	1201.8	1049.1	559.2	340.5	342.4	370.0	371.9	357.8	341.8	330.9	328.3
45°	1251.1	1054.3	475.2	300.8	316.8	353.3	358.5	339.2	317.4	304.6	302.7
47.5°	1307.6	1067.1	392.5	273.2	295.0	341.8	350.1	326.4	302.0	282.8	279.6
50°	1383.2	1091.5	330.3	252.0	279.6	336.0	347.6	316.2	285.4	264.2	261.6
52.5°	1479.4	1127.4	272.5	235.3	267.4	327.1	343.7	305.9	273.2	247.5	243.7
55°	1562.2	1140.8	235.3	221.2	254.6	316.2	340.5	302.0	259.7	230.9	226.4
57.5°	1600.0	1102.4	209.1	207.1	241.1	302.7	334.1	289.2	245.0	222.5	218.7
60°	1582.7	1006.8	189.2	194.3	225.7	285.4	317.4	276.4	234.7	216.1	212.3
62.5°	1505.7	896.5	174.4	182.1	208.4	263.6	298.2	264.8	225.7	209.1	203.9
65°	1370.4	775.3	163.5	171.2	193.0	242.4	282.8	251.4	215.5	198.8	194.3
67.5°	1118.4	616.9	152.0	160.3	180.2	225.1	268.7	240.5	203.9	193.0	189.2
70°	740.0	414.9	141.1	149.4	167.4	208.4	253.9	228.9	193.0	186.0	180.8
72.5°	339.9	223.2	129.5	137.9	152.6	189.8	235.3	211.6	178.3	173.8	166.1
75°	168.0	137.2	115.4	123.1	134.7	167.4	213.5	196.9	164.8	157.1	148.1
77.5°	122.5	102.6	99.4	107.1	116.7	148.1	190.5	181.5	151.3	140.4	135.3
80°	91.1	79.5	83.4	91.1	100.0	134.0	178.3	169.9	139.8	128.9	125.0
82.5°	55.8	53.2	64.1	73.1	84.0	123.1	169.9	155.2	125.7	115.4	110.9
85°	16.0	19.2	32.7	47.5	59.6	99.4	158.4	136.0	105.8	88.5	85.3
87.5°	0.0	1.9	10.3	21.8	35.3	66.1	121.8	106.5	80.8	65.4	62.8
90°	0.0	0.0	0.0	0.0	0.0	0.0	0.0	0.0	0.0	0.0	0.0

(END OF REPORT)